

SERVING SPECIALIZED POPULATIONS



Veterans
Project MARCH



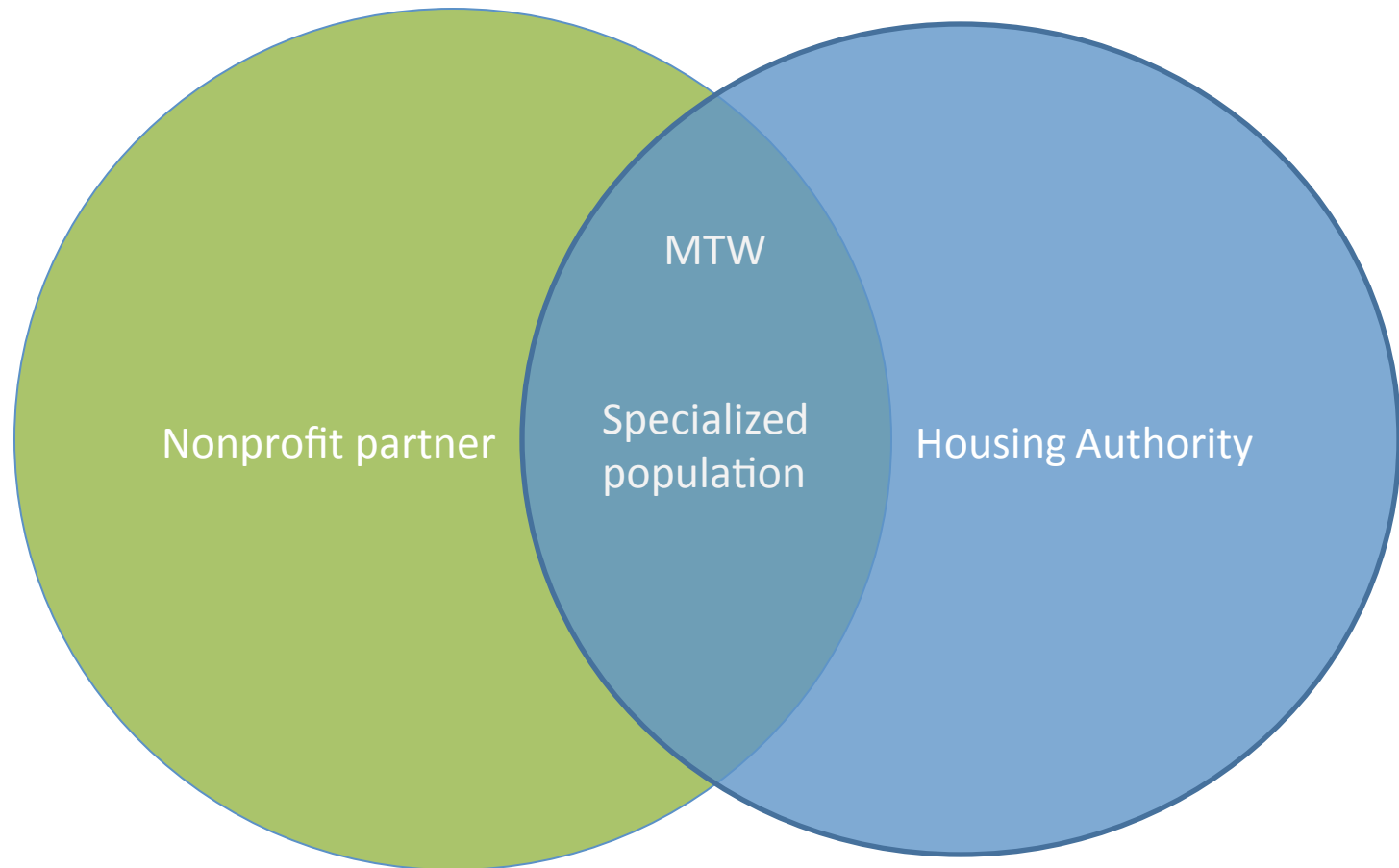
Survivors of Domestic
Violence
Pathways to Permanent Housing
– Transition House



Family Reunification of
Formerly Incarcerated
Individuals
PACT and SBHAP

2017 MTW Conference

SERVING SPECIALIZED POPULATIONS





*Pathways to Permanent Housing
Transition House*

Survivors of Domestic Violence

Background



2002: Established relationship with Transition House.

2013: Pathways to Permanent Housing 3-year pilot.

(1) Increase housing options for TH clients.

(2) Establish ongoing DV-related support and resources for CHA staff and residents.



Identified Need

	2002	2013
Average length of stay in transitional unit	9 months	18-24 months
Average length of stay in emergency shelter	3 months	6-9 months
Total housing available for Transition House clients	4 transitional units 4 emergency units	4 transitional units 7 emergency units 2 public housing units

More than 50% of DV related calls to Cambridge Police were made from CHA public housing units.

Program Components

CHA Commitment

- 4 MTW vouchers + 2 Public Housing Units for 3 years

Community Liaison

- Case management
- Compliance with CHA screening, policy (ACOP) and process
- Training to staff and residents
- Resident outreach and drop-in hours

Participant Eligibility

- At least six months on public housing or HCV waitlist.
- Been in Transition House program for at least 6 months

One-year Entity Lease for Public Housing

- Transition House Participant Agreement
- Transition House enforces CHA lease

Household offered public housing unit following lease expiration

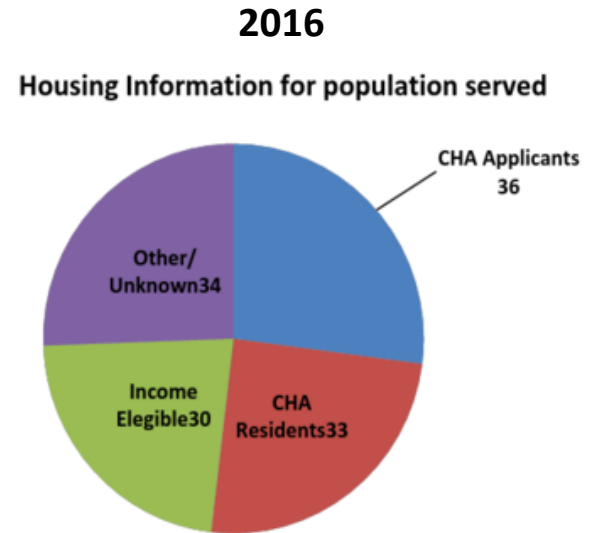
Pilot Results

100% selected households either graduated or are current participant (6 households)

One of the first households completed medical assistance training, fully employed and will be offered a seat on Transition House's housing selection committee.

One participant is a male survivor opted to live in an elderly/disabled unit.

One household opted for MTW mobile voucher instead of public housing.



HOUSEHOLDS SERVED 2016	TOTAL INDIVIDUALS SERVED 2016	NUMBER OF HOURS WITH CLIENTS	HOUSEHOLDS SERVED TO DATE (2013-2016)
133 (127 female, 6 male)	Over 270	Over 750	303

Pilot Results

January
2017

Approximately 200 CHA staff and members of the Alliance of Cambridge Tenants (resident group) attended domestic violence training*

92%	said the training increased their knowledge of the topic
87%	said the training provided information useful for their role
98%	said the trainers were knowledgeable about the topic
95%	said the format of the training was interesting and engaging

How will this training impact your work?	“Being more aware of potential issues with families”
	“To consider people’s feelings and what they have been through”
	“Listening; asking more questions; having more resources”
	“Have info and resources to provide to residents”
	“Don’t be passive when you sense something isn’t right”

*Training covered definition and types of domestic violence, its effects, CHA’s VAWA policy, how to better interact with and support DV survivors in the work place. 133 evaluations completed following training.

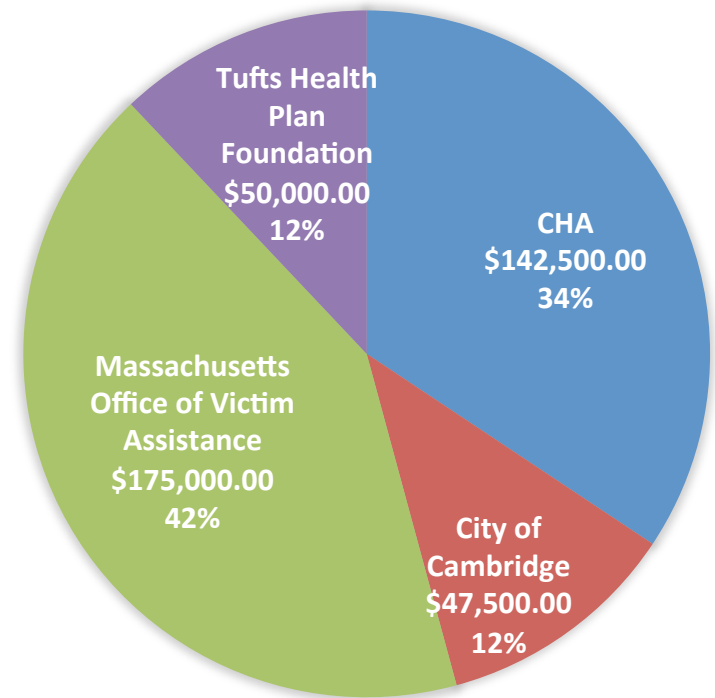
Program Expansion

	2013	2017
CHA Funds	\$65,000	\$142,500
Total Funds	\$65,000	\$415,000
Percent CHA funds	100%	34%
CHA Units	2 Public housing units/year	Up to 4 units <ul style="list-style-type: none"> • CHA hard units • Modified sponsor-based voucher
Staff	Community Liaison	Community Support Partnership (CSP): <ul style="list-style-type: none"> • Director • Community Liaison • Community Advocate • Child and Family Liaison
Partners	<ul style="list-style-type: none"> • CHA • Transition House 	<ul style="list-style-type: none"> • CHA • Transition House • City of Cambridge • MA Office of Victims Assistance • Tufts Health Plan Foundation

Resources Leveraged by Year 4 (2017)

Community Support Partnership

	Annual Commitment	Percent of Leverage
Cambridge Housing Authority	\$142,500	34%
City of Cambridge	\$47,500	11%
Massachusetts Office of Victims Assistance	\$175,000	42%
Tufts Health Plan Foundation	\$50,000	12%
Total	\$415,000	100%



Pathways to Permanent Housing Units

Average Annual Operating Costs of CHA Unit = \$8,784

Annual minimum rent charged = \$600

Average cost of Unit = **\$9,384**

MTW Metrics

HC5: Increase in Resident Mobility

HC7: Households Assisted by Services that Increase Housing Choice

SS5: Households Assisted by Services that Increase Self Sufficiency

SS8: Households Transitioned to Self-Sufficiency

CE4: Increase in Resources Leveraged

Lessons Learned

- Length and strength of relationship matters.
- Change happens. Flexibility is critical.
- Maintain a consistent Point of Contact.
- Maintain regular check-in meetings.



Questions?



Martha Tai
Senior Program Manager

mtai@cambridge-housing.org

617 520 6238